

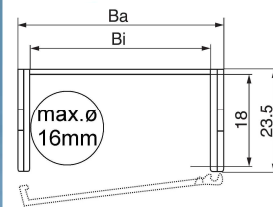
Drag Chain BF.N18, semi-closed version, swivel cover at the inner side Schleppkette BF.N18, halb offene Bauart, Schwenkabdeckung innen

Drag chain BF.N18 can be easily opened and closed for insertion of cables with swivel-type cover elements.

Die Schleppkette BF.N18 lässt sich für die Kabeleinführung durch schwenkbare Abdeckelemente einfach öffnen und schließen.



Dimensions in mm:

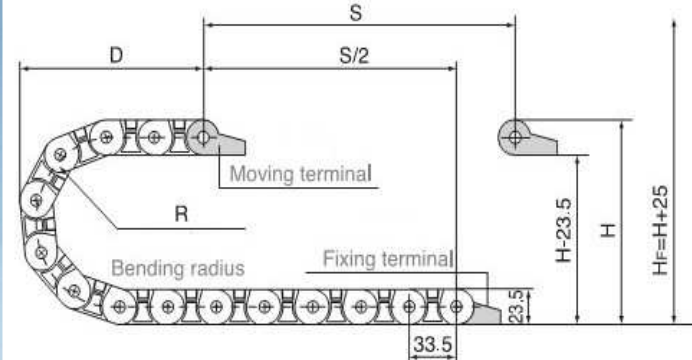


Abmessungen in mm:

Version	-18	-25	-37	-50			
B _a :	28	35	47	60			
B _i :	18	25	37	50			
R:	Standard 38, optional 28, 48, 75, 100						
H:	= 2 x R + 23.5 mm						
H _F :	= H + 25 mm						
K:	= π x R + safety ratio						

Dimensions can deviate up to 1 mm.

Maße können bis zu 1 mm abweichen.

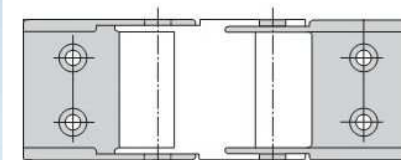


Segments per m:

Segmente pro m: 30

End segments:

Endstücke:



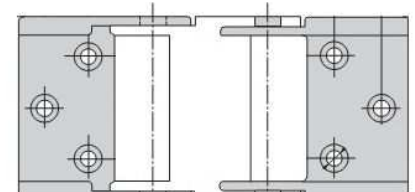
18.18.BF.N.1PZ

(outer end segment)
(äußeres Endstück)

18.18.BF.N.2PZ

(inner end segment)
(inneres Endstück)

Version -18



18.??BF.N.1PZ

(outer end segment)
(äußeres Endstück)

18.??BF.N.2PZ

(inner end segment)
(inneres Endstück)

Versions -25, -37, -50

Calculation of drag chain dimensions (length):

Berechnung der Schleppkettendimensionierung (Länge):

$L = S/2 + K$

L = Length

L = Länge

S = Stroke

S = Fahrweg

D = Distance in final position

D = Maß in Endposition

K = π x R + safety ratio

K = π x R + Sicherheit

H_F = required clearance

H_F = erforderliche Einbauhöhe

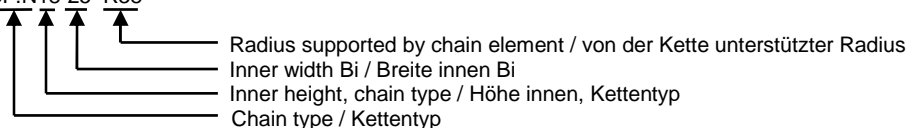
H_F = H + 25 mm

R	28	38	48	75	100
H	80	100	120	175	225
D	70	80	90	120	145
K	150	185	215	300	375

Order information:

Bestellinformation:

BF.N18-25 R38



21.03.2012

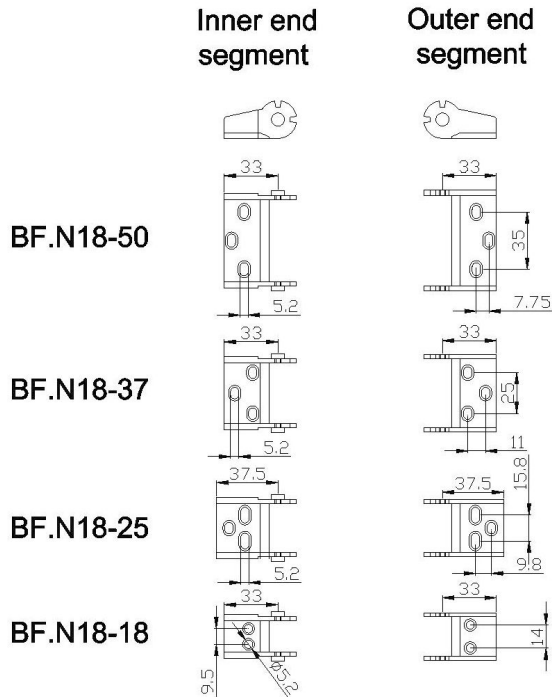
Drag Chain BF.N18, semi-closed version, swivel cover at the inner side Schleppkette BF.N18, halb offene Bauart, Schwenkabdeckung innen

Single part drawings:

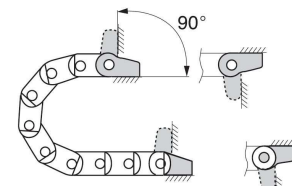
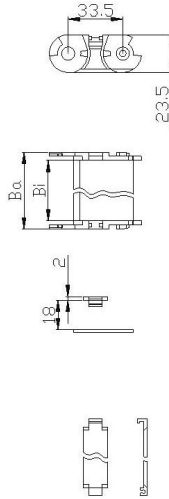
Einzelteilzeichnungen:

Mounting options:

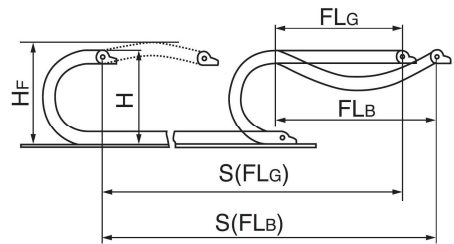
Montageoptionen:



Element



Unsupported horizontal length:
 Freitragende horizontale Länge:



FLG: with straight upper part
 mit geradem Oberteil
 FLB: with permitted deflection
 mit erlaubter Durchbiegung

Instructions for mounting:

1. Open chain:
 Kette öffnen:

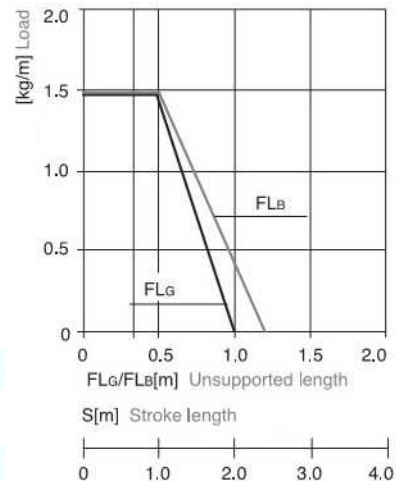


Montagehinweise:

2. Element separation:
 Elemente trennen:



First open chain in the respective area!
 Kette erst im entsprechenden Bereich öffnen!



Accessories:



Zubehör:

Strain relief comb parts for external fixation, 4, 6 or 8 teeth, width 38, 58 and 78 mm, hole separation 20, 40 and 60 mm, for 6 mm countersunk screws.

Available for all drag chain versions.

Zugentlastungskämme für externe Anbringung, 4, 6 oder 8 Zähne, Breite 38, 58 und 78 mm, Lochabstand 20, 40 und 60 mm, für 6 mm Senkschrauben.

Für alle Versionen geeignet.

**Sample application:
 Anwendungsbeispiel:**

