

# GHBH Series

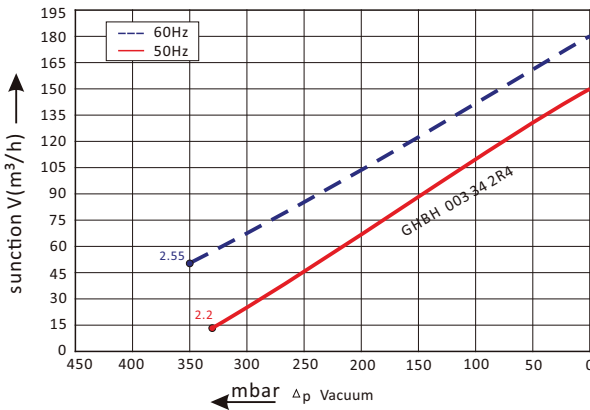
## GHBH 003 34 2R4

### Technical datasheet

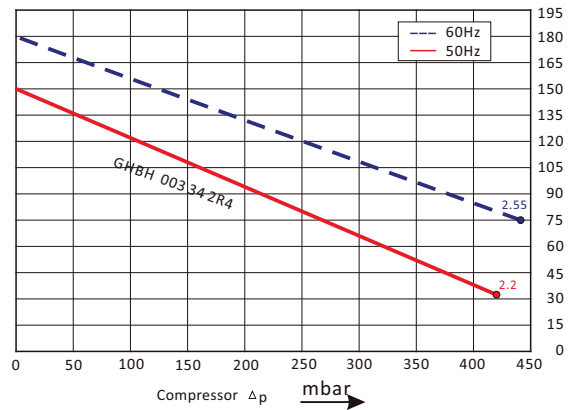


#### Goorui blower performance curves

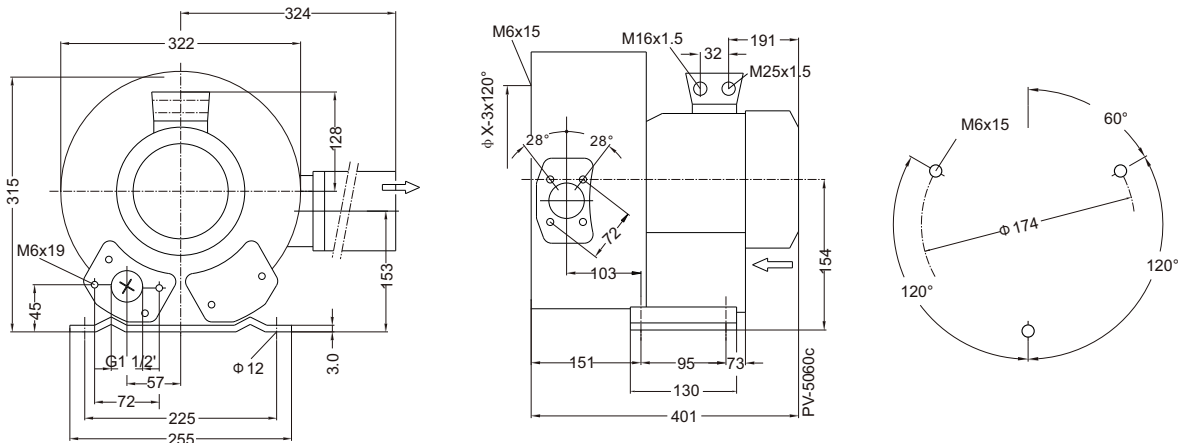
##### Vacuum selection diagram curve



##### Compressor selection diagram curve



#### Goorui blower installation drawing



#### Goorui blower parameter

Model	Frequency	Output	voltage	Current	airflow	pressure		noise	Weight
						vacuum	compressor		
	Hz	KW	V	A	m <sup>3</sup> /h	mbar	mbar	dB(A)	kg
<b>3~ 50/60Hz IP54 INSULATION class F</b>									
GHBH 003 34 2R4	50	2.2	200-240 $\Delta$ /345-415Y	9.7 $\Delta$ /5.6Y	150	-330	420	66	27
GHBH 003 34 2R4	60	2.55	220-275 $\Delta$ /380-480Y	10 $\Delta$ /5.8Y	180	-350	440	69	27

The performance curves of Goorui blower is tested through below ways:

Under one atmospheric pressure, suck 15°C air and then you can calculate the data, of course allow 10% difference, and when the sucked air and surroundings temperature are not higher than 25°C, you still can get total pressure difference as the curves shows.